



FLAT BUTTON ATTACHMENT

BUTTON ATTACHING MACHINE
WITH BACKING BUTTON FOR
LEATHER JACKETS OR COAT



Instant selection of pre programmed
stitch patterns




Button and backing button sewn on leather then wrapped with
the TF system on a Mk 11 wrapping machine

- Simple and reliable method of machine stitching buttons to leather or fabric garments.
- Backing button holder with instantly interchangeable plates to accommodate different sized buttons.
- Instant and precise shank height adjustment from 1mm up to 10mm.
- Conventional (Without backing button) option.
- Any stitch pattern available at the touch of a button.
- Fully electronic machine quiet and fast.
- Equipped with the patented button holding clamp which is able to securely hold buttons from 8mm diameter up to 50mm diameter without the need to reposition the clamp in relation to the needle.
- Incorporates Juki MB 1800 electronic chainstitch button sewing machine.
- long shank raincoat button attached on BAT 15 then wrapped with the TF system on a MK 11 wrapping machine



Unique linear clamping button holder means holding large or small buttons can be achieved with no adjustment



Backing button plate can be instantly changed by the operator



Simple shank height adjustment



BAT 15 shown mounted in tandem with a mk. 11 automatic button shank

Specifications

Air supply
Min. 5 BAR

Air consumption
1.5m cubed / hour

Electricity supply
100 - 240v 1 phase

Weight
70 kg

Dimensions
600 x 400 x 230(H)mm

Shipping dims.
700 x 550 x 350(H)mm

Shipping weight
85 kg

Features

Shank length 1 to 10mm precise adjustment of show stitch.
Instant change from show stitch to conventional stitching.
output—up to 700 buttons per hour.

Options

BAT 15 + Mk.11
combination

MMS UK

3, Southview Business Centre, Ghyll Royd, Guiseley, Leeds LS20 9PP
Tel. +44 (0)1943 884334 | sales@mmswebsite.com | www.mmswebsite.com