

10-Needle Home Embroidery Machine  
ENTREPRENEUR PRO X PR1050X

*more to*  
eXplore

brother





# eXperience

*the difference 10 makes*

## The Most Innovative 10-Needle Home and Small Business Embroidery Machine

Introducing a product so revolutionary that it could only come from one company. A company that embraces embroidery enthusiasts and entrepreneurs. Those looking for a **highly powerful and efficient 10-needle embroidery machine** but with the ease of use and reliability that only Brother can provide.

Meet the brand new Entrepreneur Pro X PR1050X. The PR1050X comes equipped with some of the **most powerful design and editing capabilities ever built into a multi-needle embroidery machine**. Just when you think you've reached the limits of creative freedom, look again – the Pro X PR1050X... eXplore the possibilities.

**Entrepreneur Pro X**

PR1050X



### Some of our new and enhanced features include:

- **10-Needle Embroidery**
- **Large 14" x 8" Embroidery Area**
- **10-Needle Auto Threading**
- **InnovEye® 2 Technology Camera-Like Feature, now for Cap and Cylinder Frames**
- **InnovaChrome™ LED Thread Color & Monitoring System**
- **High-Speed Background Scanning - 5x Faster**
- **Color Sort Feature**
- **Virtual Design Preview™**
- **Color Shuffling™ 2 Function**
- **10.1" Built-in High Definition LCD Display**
- **Easy Appliqué Feature with Multiple Appliqués in One Hoop**
- **On-Screen Letter Editing**
- **On-Screen Auto Density Adjustment**
- **Included BES®4 Dream Edition Lettering and Monogramming Software with Wireless Upgrade**
- **Brightest Work Area**
- **My Design Center**
- **Up to 20% Quieter**
- **ScanImation™ Scanning Frame**
- **Easy Oil Maintenance**
- **Zoom up to 800% in My Design Center**
- **699 Built-in Designs, Including New Steampunk and Gothic Designs**
- **22 Built-in Tutorial Videos**
- **1,000 Stitches Per Minute**
- **Super-Fast Design Rendering**
- **Optional Cap Frame and Cylinder Arm**



eXplore

over 100 eXciting features plus, wireless upgrade

## eXtraordinary 10-needle embroidery & versatility

UP TO  
1,000  
Stitches  
PER MINUTE

### The Power of 10 Needles

Finish beautiful multi-color creations faster than ever before with the PR1050X. Impressive 10-color, 50,000 stitch-count designs can be completed **up to 12% faster than a 6-needle machine**, and **up to 30% faster than a single-needle machine**. With the PR1050X, you can push your creativity to the next level.

### NEW! Customizable Settings

Each needle offers **customizable settings** for speed, color lock and now the disengagement of the needle threader – useful when using a thin needle.

### Auto Needle Threading

**Makes threading simple!** As the only multi-needle machine with a **built-in automatic needle threading system**, you'll thread each needle in seconds – with just the touch of a button!



*No More Tangles!  
Be More Productive!*

### BROTHER EXCLUSIVE! Eyelet Threading System

The PR1050X promises **virtually perfect thread tension every time**.

- Maintains **consistent tension** on all 10 threads – even as the needle bar moves
- Virtually **eliminates thread tangling**
- Requires **no tools** – follow a simple, numbered path



*Visual Status  
System*

INDUSTRY  
FIRST

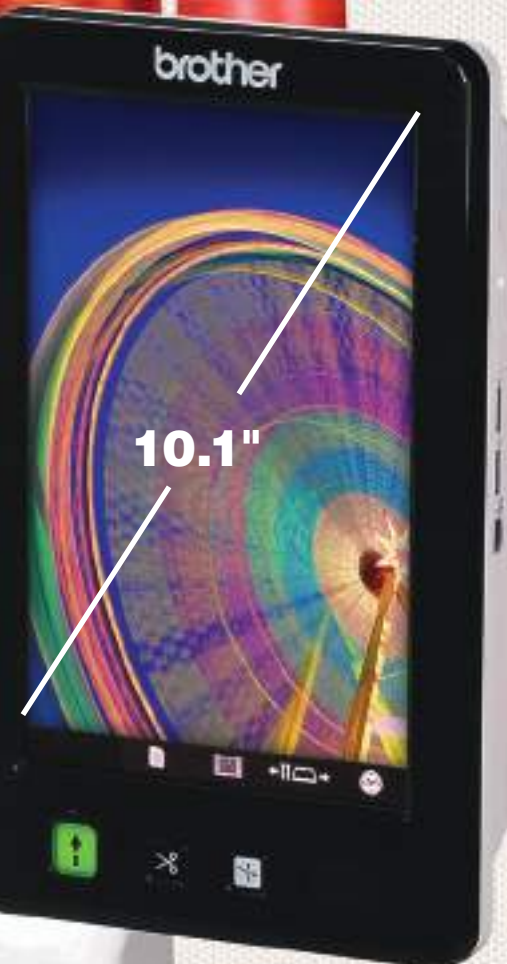
### InnovaChrome™ LED Thread Color & Monitoring System

Underneath each of the 10 thread spools is a **full-color LED light which mimics the color of the thread that belongs on the spool for each design**, eliminating guesswork!

Our revolutionary visual status system also indicates when a thread color change is needed, what the next color is, as well as thread breakages and alerts.



# eXceptional *views on the LCD display*



10.1"

INDUSTRY  
FIRST

## Large Built-in 10.1" High Definition LCD Display



### 22 Built-in Tutorial Videos

HD tutorials make learning easy!

View 22 tutorial videos directly on the high-definition LCD display, or stream your own creations using the industry standard MP4 format.



### Intuitive User Interface

Larger, more defined crystal clear icons, color navigation, scrolling menu and the ability to view your design properties in preview mode. Select from 3 thumbnail sizes – small, medium or large.




### Adjustment and Zoom Features

View your creations in **crisp, vivid color** and watch them become larger than life with the new **zoom function of up to 800%** within My Design Center, and up to 200% in other modes. Now you can easily adjust your design by rotating in 0.1 degree increments.



16.7+  
MILLION  
COLORS



10.1"

ENTREPRENEUR®  
PRO X  
PR1050X



8.5"

ENTREPRENEUR®  
PRO  
PR1000E

## 45% Larger

Than Previous Multi-Needle Displays

# eXperience *new and enhanced features*

## ENHANCED! Runway® Lighting

Shine brilliant light on your designs with our brightest work area ever! The PR1050X casts **pure, full-spectrum lighting** onto your workspace with 5 built-in LED lights.

- **Customize the light** with any of the 5 settings
- **Shadows are practically eliminated**, helping to ensure precision and complete accuracy

## NEW! Up to 20% Quieter

Our newest multi-needle machine is engineered to be up to **20% quieter than prior models!**

## NEW! Easy Oil Maintenance

Oiling your machine has never been easier! **Simply press the oil button on-screen** to set the hook angle at the best position for oiling.

5 Built-in  
LED  
Lights





# eXceptional *design and editing capabilities at your fingertips*



## NEW! Color Sort

When combining designs, you can be even more efficient by having the machine sort the stitch order by color. **Reduces color changes and needle bar movement to minimize embroidery time.**

## NEW! Color Shuffling™ 2 Function for Even More Color Possibilities

Use the pin function in Random and Gradient modes to **ensure your favorite colors are included in your shuffle.**



## NEW! Smart Stitch Management

Wondering how long a certain color will take? Check the progress bar to see its status. The **tab indicator indicates the stitching sequence, or key in the stitch number to go forward or backward by any number of stitches.**



Left

Center

Right

## NEW! On-Screen Letter Editing

Input **multiple lines of lettering** and then go back and **edit many different ways** – insert elements, divide letters, words or phrases, combine selected words, change the font style and size of individual letters or a whole line of text.

You can also easily **align text Left, Center and Right.** Perfect for embroidering multiple line poems, phrases, and birth announcements.

## NEW! Easy Appliqué Feature

Instant pattern outline for easily creating appliqué. Now you can **create multiple appliqués in one hoop!**



## On-Screen Auto Density Adjustment of Original Design

When enlarging designs, the stitch count is **automatically recalculated to 100%**, so your resized design will look just like the original.

## NEW! Group and Ungroup

Easily group letters and/or designs to **move all at once.**



**INDUSTRY FIRST** *eXact design positioning with enhanced InnovEye® 2 Technology*



**InnovEye® 2 Technology now works with the optional Cap Frame and Cylinder Frame!**



*Seeing is believing with Virtual Design Preview™*

**It's Like Having a Built-in Camera – Now with High-Speed Background Scanning!**

Perfectly place your design exactly where you want it every time. Just scan your fabric or garment, preview your design on screen, and you're ready to embroider.

**INDUSTRY FIRST Virtual Design Preview™ – No Scanning Needed!**

Get a **real-time camera view of the needle area** and see your embroidery design superimposed on your fabric – no scanning needed! Three useful options for positioning while zoomed in – *Align, Rotate and Move.*

**UP TO 5x SCANNING SPEED**  
THAN PREVIOUS MODELS

**UP TO 3x RESOLUTION**  
THAN PREVIOUS MODELS



**INDUSTRY FIRST Enhanced Snowman® Embroidery Positioning Marker**

Our beloved Snowman® Embroidery Positioning Marker offers **9 options for alignment** of embroidery designs. Pair with the InnovEye® 2 Technology to automatically position the design for precise embroidery placement.

**INDUSTRY FIRST Embroidery Design Connection by InnovEye® 2 Technology**

Thanks to the InnovEye® 2 Technology, embroidery design connection is **easy and more precise.** Combined with the Snowman® Embroidery Positioning Marker, you can reposition your design many times in many directions. Perfect for aligning designs for borders and quilt blocks.





# eXplore *your inner artist with My Design Center*

**INDUSTRY FIRST**

## Make Your Projects As Unique As You

My Design Center integrates with our industry-first InnovEye®2 Technology to offer **new design capabilities at your fingertips, all without a PC.** Draw or doodle directly on the LCD display and watch it spring to life in the large drawing area. Or, use the industry-first scanning frame to scan line art, handwriting or printed clip art and have it transformed into embroidery data. Easily add stippling or fill patterns to your embroidery designs and quilt blocks. There are so many ways to **create custom personal works of art!**

**INDUSTRY FIRST**

## ScanImation™ Scanning Frame and Technology

The industry's first scanning frame that works on a multi-needle machine. Using InnovEye® 2 Technology and our state-of-the-art ScanImation™ Scanning Frame, you can scan drawings and printed clip-art directly into My Design Center.

### Draw Directly on the LCD

Use the included stylus to **draw directly on the LCD display** and see your designs or handwriting instantly spring to life in the large drawing area.

### ScanImation™ Scanning Frame



*Draw it*



*Scan it*



*Convert it*



*Embroider it*

## Line Art Scan and Embroider

Use the industry-first InnovEye® 2 Technology to scan handwriting or line art on the **industry-first ScanImation™ Scanning Frame**, and then watch as they are transformed into unique embroidery designs.

You can use your own line art drawing or take line art from a magazine and auto convert to stitch data.

- ① Scan it
- ② Convert it
- ③ Embroider it





# eXceed your expectations with exciting My Design Center features

**INDUSTRY FIRST**

## Illustration Scan & Embroider

Use the industry-first InnovEye® 2 Technology to scan an image or illustration on the industry-first **ScanImation™ Scanning Frame**. Or, import a JPEG using the USB port, and watch in amazement as the image is **turned into stitch data using just the machine**.

- 1 Scan it
- 2 Convert it
- 3 Embroider it



Import your illustration or clip art via the Scanning Frame or USB port. (USB stick not included)

My Design Center automatically converts the file into embroidery data. Size and angle information is displayed.



## NEW! Outline Recognition for Stipple and Fill Patterns

Accurately stipple anywhere on any project. Add stippling or fill to any embroidery design, whether built-in or imported. Import your saved outline, choose from **10 new built-in decorative fill patterns or stipple stitch** and the machine does the rest. The enhanced preview mode allows you to see both the scanned design and selected stippling or fill pattern before you begin to stitch.



## NEW! Inside & Outside Auto Stipple and Fill Pattern

Use the built-in library of shapes to add interesting detail to any project. You can combine shapes and apply inside or outside stippling. Choose from decorative fill patterns with separate stitch settings to create unique designs. **Includes 60 closed shapes, 30 open shapes, and 5 line options – Satin, Single Straight, Triple Straight, Candlewick and Diamond.**

## Custom Draw Stipple

Use the industry-first ScanImation™ Scanning Frame or draw directly on the LCD display to create your own unique patterns. Now you can **get the look of complicated freehand stippling** without the use of software or stitch regulation!

## NEW! Trapunto-Like Embroidery

**Easily create Trapunto-like projects** using the new save outline feature. The last 6 outlines are saved.



# eXhilarating wireless freedom with BES<sup>®</sup>4 Dream Edition Software & BES<sup>®</sup> Wireless Upgrade Kit

BES<sup>®</sup>4 Dream Edition is a **full-featured lettering, monogramming and customization PC software program** PLUS a free wireless upgrade kit and access to a free cloud-based application for storage and basic on-the-go editing capabilities.



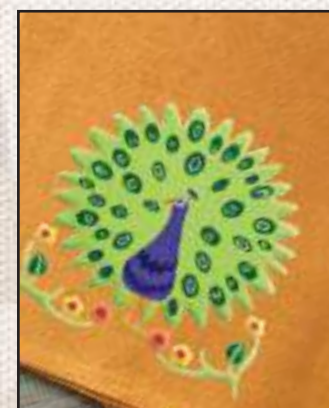
## Connect Wirelessly

- Create beautiful lettering and monogramming on your PC
- Transfer designs wirelessly from your PC or tablet to your Entrepreneur<sup>®</sup> Pro X
- Transfer designs from your PC to BES<sup>®</sup> Cloud to access while on-the-go

## Edit and Store Designs On-the-Go

- Access to BES<sup>®</sup> Cloud, a free cloud-based software
- No subscription required
- Edit on-the-go from your PC or tablet
- Save designs using the free storage
- Send designs wirelessly to your machine

# BES<sup>®</sup>4 Dream Edition Lettering, Monogramming and Embroidery Software



## 840+ Embroidery Designs, Including 101 New Designs

- Wide variety of new professionally digitized designs to customize, from elegant to sporty
- Add decorative frames to monograms or other designs
- Use the monogram décors as small accent designs to enhance your embroidery projects



## Enhanced Design Customizing and Editing

- Create Word Collage lettering artwork by selecting a predefined shape and typing in words, and BES<sup>®</sup>4 will randomly generate lettering in the artwork
- Merge multiple designs onto a design page and add text for a finished embroidery design
- New horizontal and vertical distribute tools evenly space designs on the design page



## 199 Pre-Digitized Fonts, Including 9 New Fonts

- Create unique and personalized embroidery with lettering, including our split letter designs



## ScanNCut Compatible

- Import and export ScanNCut FCM files to create appliques
- Convert cut files into embroidery files for your machine

## BES<sup>®</sup>4 SOFTWARE INCLUDES:

Full BES<sup>®</sup>4 for PC Software | Wireless Card | USB Adapter | FREE Access to BES<sup>®</sup> Cloud with Storage



# eXpand your creativity with optional accessories



## New Compact Frame Kit (PRHCK1)

Originally created for Persona, our new generation of **unique embroidery frames are now available for PR1050X**. These frames make it easy to add touches of embroidery to small items, like children's garments and pockets. Four compact frame sizes, **ranging in size from 1.25" x 1.75" to 2" x 2"**.



## New Clamp Frame M (PRCLPM1)

- Easiest framing – click and snap
- Strong holding power, with no hoop burn
- Ideal for personalizing totes
- Embroidery size: 100mm x 100mm (4" x 4")



## Sleeve Frame (PRHSL200)

- Not only for jacket sleeves and trousers, but for kid's clothes too!
- Embroidery size: 70mm x 200mm (3" x 8")



## Cap Frame Kit (PRCF3) Wide Cap Frame Kit (PRPCF1)

- Embroider caps effortlessly with our cap frame and driver sets
- Embroidery size: 130mm x 60mm (5" x 2.4") and 360mm x 60mm (14" x 2.4")



## ScanNCut2 CM650W

- Large 4.85" color LCD touch screen display, now 30% larger than before
- PES and PHC Data Readability, works in total harmony with sewing and embroidery machines
- Large 12" x 24" scanning and cutting area



## Simply Appliqué Software (SABESSA)

Create custom appliqués with exceptional editing capabilities!

- 206+ built-in appliqué designs and 12 appliqué fonts
- 130+ built-in embroidery accent designs and 9 embroidery fonts
- Merge designs from other sources with the built-in images, designs and fonts
- ScanNCut compatible – design, embroider, and precision-cut your appliqués
- Compatible with most brands of embroidery machines and software



## PE-DESIGN® 10 (PEDESIGN10)

Expand your creative possibilities with this full-feature digitizing software!

- 130 built-in fonts and 1,000+ built-in designs
- Convenient USB-style software key
- Enhanced embroidery wizard, ability to see thumbnail previews of your designs in Windows Explorer
- Superior quality PhotoStitch™ results with enhanced features

**ADDITIONAL ACCESSORIES AVAILABLE FROM YOUR AUTHORIZED BROTHER DEALER!**



# Over 100 eXciting features, plus wireless upgrade

## GENERAL FEATURES

1. 10-needle free arm embroidery
2. 10-needle automatic threading
3. 10-thread Eyelet Threading System
4. Runway® Lighting
5. 5 built-in LED lights with 5 adjustable settings
6. Compact LED light covers
7. InnovEye® 2 Technology
8. Up to 5x scanning speed than previous models
9. Up to 3x clearer camera resolution than previous models
10. Easy access to bobbin
11. Professional vertical rotary hook
12. Easy oiling maintenance button
13. Optimized upper shaft track
14. Refined lower shaft design
15. Multi-voltage capability
16. Up to 20% quieter than previous models

## MY DESIGN CENTER

17. Draw directly on the large LCD display to create embroidery
18. Scanlmat™ Scanning Frame
19. Line art scan and embroidery
20. Drawing or JPEG scan and embroidery
21. 60 closed shapes
22. 30 open shapes
23. 10 decorative fill patterns
24. 5 line styles
25. Scan and stipple/decorative fills
26. Trapunto-like effects
27. Recognize embroidery outline from embroidery mode and save up to 6 shapes
28. Combine creations with pre-digitzed and built-in designs and fonts
29. Stitch setting attributes
30. Customize lines and regions individually
31. Object size and degree information displayed
32. See scan image and stipple/decorative fill in preview mode
33. Up to 800% zoom in edit window

## EMBROIDERY FEATURES

34. InnovaChrome™ LED Thread Color and Monitoring System
35. Large 14" x 8" embroidery area
36. Embroider up to 1,000 stitches per minute
37. 699 total built-in embroidery designs
38. 8 monograms
39. 140 frame pattern combinations
40. 37 built-in fonts: 31 Alphabets, 1 Super Small Font, 2 Cyrillic, 3 Japanese
41. Manual thread tension
42. Thread sensors for upper and lower threads
43. Short stitch deletion setting
44. Thread tail length setting
45. Thread wiper
46. Jump stitch thread trimming
47. Thread trim setting key
48. Automatic thread cutter
49. Curving text
50. Space reduction among embroidery alphabets
51. Automatic color sorting on border function
52. Embroidery background color adjusting feature
53. Embroidery frame display
54. Embroidery thread palettes
55. Built-in alignment function for designs and borders
56. Trial position
57. Pattern rotation in 0.1, 1, 10, or 90 degree increments
58. Embroidery drag and drop
59. On-screen handle for resizing and rotation
60. Up to 200% zoom in edit window
61. Design combination
62. Embroidery basting function
63. Flip design horizontally
64. On-screen auto density adjustment from 60% to 200% of original design
65. Color Shuffling® 2 function
66. Virtual Design Preview™
67. High background camera scanning
68. Camera scanning in 2 different modes – Fine /Standard
69. InnovEye® 2 Technology and Snowman® Embroidery Positioning Marker for precise positioning
70. Snowman® Embroidery Positioning Marker offers nine options for alignment
71. Embroidery design connect by InnovEye® 2 Technology

72. InnovEye® 2 Technology preview rotation angle guideline
73. Insert letter at midpoint of text line
74. Input second line of text
75. Align Left, Center, Right
76. Grouping after line break
77. Edit single letter
78. Edit full line of text
79. Divide line of text
80. Combine lines of text
81. 3 thumbnail sizes (L-M-S)
82. Advanced multiple design selection
83. Grouping of letters and designs
84. Direct touch button for color change
85. Monochrome embroidery for single color embellishment
86. Resume function
87. Built-in appliqué creator
88. Create multiple appliqués in one hoop
89. Color Sort feature
90. Pause setting
91. Easier operation flow
92. Bigger start/finish point setting area
93. Direct touch button for embroidery order
94. Smart Stitch Management indication bar
95. Smart Stitch Management – forward/backward up to 1,000 stitches
96. Smart Stitch Management – direct key entry
97. Caution when pressing the default color button
98. Stitch simulator
99. Manual color sequence
100. Temporary needle bar setting
101. Individual needle attribute setting – maximum speed
102. Individual needle attribute setting – color anchor
103. Individual needle attribute setting – needle threader
104. Shortcut button to needle attribute setting
105. Automatic frame detection
106. Key to move needle bar to needle 6

## LCD DISPLAY FEATURES

107. Large 10.1" built-in HD LCD display – 45% larger than previous multi-needle displays
108. More than 16 million possible colors with no color shifting on LCD

109. Embroidery design selection scroll bar for easier navigation
110. MPEG4 replay function
111. Adjustable display brightness for easy editing
112. Realistic preview of selected embroidery patterns
113. Faster on-screen design rendering
114. Personalized screensaver functionality
115. 22 built-in instructional videos

## SOFTWARE FEATURES

116. SD Card Compatibility
117. 2 high-speed 2.0 ports for design transfer
118. 1 port for computer connectivity and future upgrades
119. Customizable USB mouse pointer functions for an optional mouse
120. Optional external USB embroidery card reader
121. Easy-to-use screen layout
122. Adjustable sound in 5 levels
123. Larger internal memory capacity for embroidery and sewing stitches
124. 18 built-in languages
125. High-power CPU
126. Screen lock
127. Time and date key
128. Eco mode
129. Shut-off supporting mode

## ACCESSORY FEATURES

130. Includes BES®4 Dream Edition Software and BES Wireless Upgrade Kit
131. Includes extra-large wide table
132. Includes four sizes of embroidery frames: 8" x 14" extra-large, 5" x 7" large, 4" x 4" medium, 1.5" x 2" small
133. Accessory case with accessories
134. New optional Clamp Frame M – 4" x 4"
135. New optional Sleeve Frame – 3" x 8"
136. New optional Compact Frame Set – .25" x 1.75", 2" x 2", 1.3" x 3", 3" x 1.3"
137. Optional Cap Frame Kit – 5" x 2.4"
138. Optional Wide Cap Frame Kit – 14" x 2.4"

**brother**

For more information, call 1-800-4-A-BROTHER or visit [www.ProXbyBrother.com](http://www.ProXbyBrother.com)

     /brothersews



HADFBPR1050X

