




**PEGASUS®**



**W3500P  
SERIES**

2,3 or 4-needle,  
flatbed,interlock stitch machine



**W3600P  
SERIES**

2 or 3-needle,  
cylinderbed,interlock stitch machine



Smart machines that cro

**W3500P**  
**SERIES**

**W3600P**  
**SERIES**

“Oil Barrier” type

*Step up to “Plus”*



create various new values

## “Oil Barrier” type

### **W3500P SERIES**



2,3 or 4-needle, flatbed,  
interlock stitch machine

### **W3600P SERIES**



2 or 3-needle, cylinderbed,  
interlock stitch machine

## Point

# 01

## "Oil Barrier" type machines that completely block oil leakage. Adopting a state-of-the-art "Oil Barrier" technology!


The needle bar and looper shaft include a newly designed oil seal, exerting dramatic "Oil Barrier" effectiveness, preventing oil leakage and oil splashes. And maintenance is very simple and easy, such as change the oil seal.

This "Oil Barrier" feature completely blocks even one drop of oil leaking from the needle bar and the relevant parts while the machine is running, and even while the machine is stopped.

Thanks to this stable lubrication and high "Oil Barrier" effectiveness, the P model machines protect your important sewn products against oil stains.



This feature reduces oil stains on sewn products, decreasing the use of stain remover. The W3500P / W3600P series are reliable sewing machines that create a clean work environment and contributes to global environmental protection.



The photos above show the W3600P series.


## Point

# 02

## New needle thread take-up mechanism

"Soft/tight seams" can be easily changed to "tight/soft seams," responding to a wide variety of sewn products made of extra light to heavy weight fabrics.


Patent pending



"Tight seam"



"Soft seam"



**Point****03**

## Detachable looper thread take-up

The looper thread take-up is detachable, so solving unexpected trouble is easy. In addition, the installation position is reproducible with no adjustments. Compared to traditional sewing machines, the looper thread take-up bracket is situated closer to the operator. Therefore, threading the looper is also easy.



W3500P series



W3600P series

**Point****04**

## Easy maintenance!

The old design of the side and front covers has been changed. They can now be opened wide, so threading the machine and maintaining the area around the gauge parts are easy. In addition, removing the needle plate bracket is also easy. Thanks to this change, maintenance hours have been shortened. (W3500P series)

Patent pending



W3500P series




**Point**


**05**

## User-friendly design that responds to the user's needs for ease of operation

- Needle bar stroke can be changed easily. So, the machine can sew from light to heavy materials.



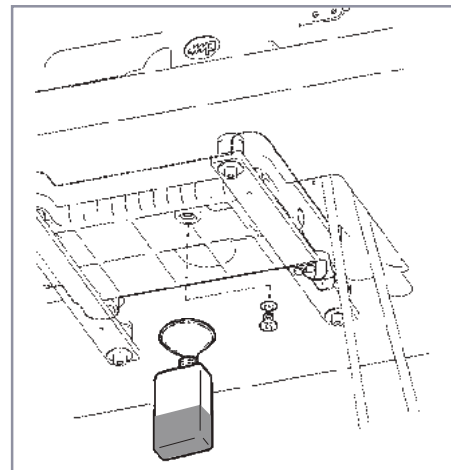
- An alignment mark has been added to the spreader. Thanks to this mark, re-installing the spreader is easy.



- Thanks to the newly introduced tilt adjustment, the machine can go through cross seam sections smoothly (some of the subclasses do not have this feature).



- The drain hole is positioned at the bottom of the oil reservoir, so there is no need to remove the machine from the machine table when old oil is replaced. (This feature varies according to each sewing machine installation method).



- The oil filter catches dirt and dust, keeping the oil clean.





## Option/Device



### Thread trimmer

The threads can be cut easily using the treadle. There is no need for the operator to cut the threads when sewing is completed. This feature greatly enhances operator efficiency and allows for increased production.



#### Top cover thread trimmer

These trimmers simultaneously cut needle, looper and top cover threads. There is no need for manual trimming, even during the sewing process when a top cover thread is used. The result is a substantial increase in production.



#### Underbed thread trimmer

This trimmer cuts needle and looper threads.



### Flat type vacuum thread chain cutter



The suction inlet is positioned flush with the needle plate and right behind the presser foot. Thanks to this feature, wide, double chainstitch, extra heavy weight or woolen thread chains are smoothly sucked up.

※Only the W3500P series can use this device.



### Tape/Thread chain cutter

These devices cut a tape and/or thread chain at the start and end of sewing. No scissors are needed, resulting in greater operational efficiency. Two types of driving sources are available, pneumatic and electric.

※Only the W3500P series can use these devices.



#### Automatic tape cutter



The cutter knife automatically descends to cut a tape and/or thread chain when the sensor detects the edge of the fabric. Since the length of tape or thread chain that remains after a cut can be adjusted by stitch counting as desired, no skilled operator is needed.



#### Tape cutter



The cutter knife is lowered with the switch to cut the tape and/or thread chain. No scissors are needed. Two types of switches are available, finger and knee switches.



## Open/Close type of hemming guide



This sliding type hemming guide folds the fabric to form a hem in hemming operations. Thanks to this device, hemming is easy and resulting hem width is uniform, so quality products are obtained.

※Only the W3600P series can use this device.



## Mechanical metering device



The elastic lace feeder with a mechanical metering device (MD), feeds the elastic lace according to the feeding amount of fabric that is fed, so that the feed of the elastic lace is even if the machine speed is changed. This results in uniform and beautiful elastic lace attaching operations.



## Fabric edge trimmer



This is a device that trims the edge of the fabric when interlock stitch machines perform hemming, tape attaching or elastic inserting operations. The edge of the fabric is evenly and neatly finished.



## Rear puller



The roller pulls the fabric from behind the needle drop hole. Thanks to this device, the machine smoothly sews difficult-to-feed fabrics, providing beautifully finished products with no plyshifting.

※Only the W3600P series can use this device.



## Tension-adjustment type elastic feeder



The tension-adjustment type elastic feeder (MU) feeds the elastic lace according to preset data while adjusting tension exerted on the elastic lace, so uniformly finished and quality products are obtained.



## Presser foot lift



Pressing the treadle with your heel raises the presser foot. This device is easy to use, thus decreasing operator fatigue and increasing productivity.



# Subclasses

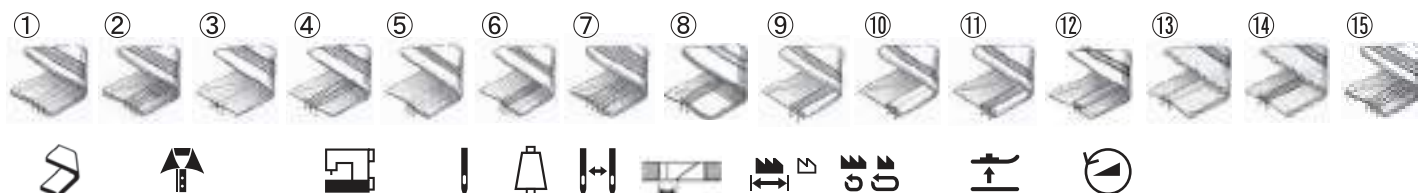
## Display cases

W35 62 P- 01G × 3 56 B S / UTOO

① ② ③ ④ ⑤ ⑥ ⑦ ⑧ ⑨

- ① **Stitch type**  
62 : 602, 605  
22 : 401 + 401
- ② **A : Short bed**  
**B : Super high stroke**
- ③ **H : High stroke**
- ④ **Subclass**
- ⑤ **No. of needles**
- ⑥ **Needle space**
- ⑦ **Needle plate finger** : B = For standard stitch length (1.8-2.3mm)  
C = For coarse stitch length (2.5mm or more)
- ⑧ **Needle plate finger thickness** : S=2.8mm  
T=3.3mm
- ⑨ **Devices**

## Seam illustration



Seam	Application	Subclass	No.of needles	No.of threads	Needle space (mm)	Needle plate	Main feed dog's movement amount (mm)	Diff. feed ratio	Presser foot lift (mm)				Max. speed (sti/min)	Accessories / Option / Remarks
									Std		Hi			
									S	T	S	T		
① ② ③ ④ ⑤ ⑥	Plain seaming (Covering) (Hemming)	W3562P-01G	2	4	3.2	BT	1.2-4.4	1:0.5-1.3	6.1	7.4	6,000	Accessories : Covering and hemming guide Option : UT		
					4.0	BS,BT								
					4.8	BS								
			3	5	5.6	BS,BT,CT								
					6.4									
⑦	Plain seaming	W3562P-01D	4	6	6.0	BS	1.2-3.3	1:0.7-1.3	6.3	—	—	—	4,200	Option : KH
⑧	Pocket facing	W3522AHP-01F	2	5	6.4	—	1.2-3.3	1:0.5-1.3	—	—	7.0	—	5,000	Option : KH,TK,PL
⑨ ⑩ ⑪	Binding tape	W3562P-02D	2	4	3.2	BS	1.2-3.3	1:0.5-1.3	5.7	7.0		5,500	Accessories : AT,TK,MU,FT, (Note 2) Option : PL,Binder Remark : For short-cut of tape cutter	
		W3562P-02G	2	4	3.2	BS	1.2-4.4	1:0.5-1.3	5.7	7.0	6,000	Accessories : Tape stand Option : AT,TK,MU,PL,Binder		
					4.0									
					4.8									
			3	5	5.6									
		W3562P-02H	2	4	5.6	BS	1.2-3.3	1:0.5-1.3	5.7	7.0	6,000	Accessories : AT,TK,MU,Tape stand (Note 1) Option : PL,Binder Remark : For short-cut of tape cutter		
					4.0									
					4.8									
			3	5	5.6									
							6.4							
6.4														
⑫	Attaching tape	W3522P-04A	2	4	9.5	—	1.2-4.4	1:0.5-1.3	7.0	—	—	—	5,000	Option : TK,PL
		W3522P-04B	2	4	6.4									
⑬ ⑭	Attaching elastic lace	W3562P-05B	2	4	3.2	BS,BT	1.2-4.4	1:0.5-1.0	4.7	6.0	5,500 (5,000 MD付)	Accessories : FT Option : AT,TK,MU,MD		
					4.0									
			3	5	5.6	BS,CT								
					6.4									
		W3562P-05S	2	4	3.2	BS	1.2-3.3	1:0.5-1.0	4.7	6.0	5,500 (5,000 MD付)	Accessories : AT,TK,MU,FT, (Note 2) Option : MD,PL Remark : For short-cut of tape cutter		
					4.0									
3	5	5.6												
⑮	Stitching heavy weight fabric	W3562HP-21B	3	5	5.6	BS	1.2-3.3	1:0.7-1.2	—	—	7.4	—	5,000	Option : UT
6.4														
⑩ ⑪	Stitching heavy weight fabric (Binding tape)	W3562HP-23B	3	5	5.6	BS	1.2-4.4	1:0.7-1.5	—	7.0	5,000	Option : PL		
		W3562BP-23B	2	4	5.6	BS	1.2-4.4	1:0.7-1.5	—	10.0	4,000	Option : PL Remark : Super high stroke		

\* If you use a 2-needle machine with a needle space of 5.6 mm or 6.4 mm, remove the middle needle from a 3-needle sewing machine.

\* The maximum machine speed varies according to the sewing conditions.

Note 1) Select one of the AT, TK, and MU (with the AT) devices. Note 2) Except for the FT device, select one of the AT, TK, and MU devices.

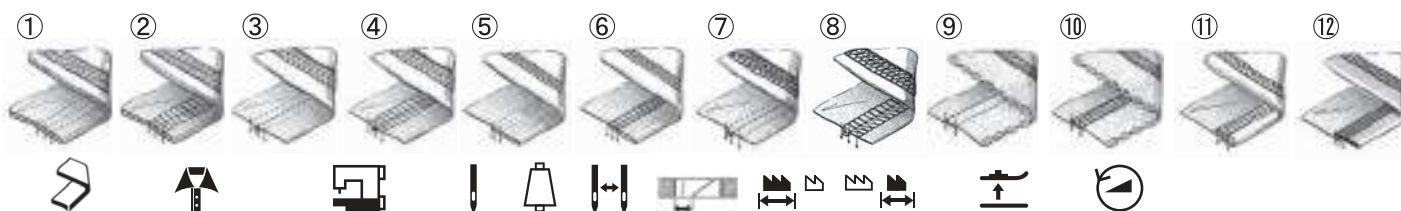
## Subclasses

### Display cases

W3662 P - 01G × 3 56 B S / UT O O

- ① H: High stroke
  - ② Subclass
  - ③ No. of needles
  - ④ Needle space
  - ⑤ Needle plate finger
  - ⑥ Needle plate finger thickness
  - ⑦ Devices
- B = For standard stitch length (1.8-2.3mm)  
C = For coarse stitch length (2.5mm or more)

### Seam illustration



Seam	Application	Subclass	No.of needles	No.of threads	Needle space (mm)	Needle plate	Main feed dog's movement amount (mm)	Diff feed dog's movement amount (mm)	Presser foot lift (mm)				Max. speed (sti/min)	Accessories / Option / Remarks								
									Std		Hi											
									S	T	S	T										
① ② ③ ④ ⑤ ⑥	Plain seaming (Covering) (Hemming)	W3662P-01G	2	4	3.2	BS,BT	1.0 - 4.4	0.8 - 6.0	5.3	6.2	6,000	Accessories : Covering and hemming guide Option : UT,RP										
					4.0																	
					4.8																	
			3	5	5.6																	
					6.4																	
③ ④ ⑦ ⑧	Covering	W3662P-03F	2	4	4.0	BS,BT	1.0 - 4.4	0.8 - 6.0	5.3	6.2	6,000	Accessories : Covering guide Option : UT Remarks : -03F : Flattening out overlock seams -03G : Folding over overlock seams										
					4.8																	
			3	5	5.6																	
					6.4																	
		W3662P-03G	2	4	4.0	BS,BT	1.0 - 4.4	0.8 - 6.0	5.3	6.2	6,000											
					4.8																	
			3	5	5.6																	
					6.4																	
			⑨ ⑩	Attaching elastic lace	W3662P-05B								2	4	3.2	BS,BT	1.0 - 4.4	0.8 - 6.0	3.9	4.8	5,000	Accessories : FT Option : MD
													3	5	5.6							
6.4																						
6.4																						
⑤ ⑥	Hemming	W3662P-08B	2	4	4.0	BS,BT	1.0 - 4.4	0.8 - 6.0	5.3	6.2	6,000	Accessories : Hemming guide Option : UT,RP,HG										
					4.8																	
			3	5	5.6																	
					6.4																	
		W3662P-35A	2	4	4.0	BS,BT,CS	1.0 - 4.4	0.8 - 6.0	5.3	6.2	5,000	Accessories : FT,HG Option : UT,RP										
					4.8																	
			3	5	5.6																	
					6.4																	
			W3662P-35B	2	4								4.0	BS,BT,CS	1.0 - 4.4	0.8 - 6.0	5.3	6.2	5,000	Accessories : FT Option : UT,RP		
													4.8									
		3		5	5.6																	
					6.4																	
⑪	Attaching elastic tubular articles	W3662P-32D	3	5	5.6	BS,CS	1.0 - 4.4	0.8 - 6.0	4.9	5.8	5,000	Accessories : HG,RP Option : UT										
					6.4																	
⑫	Attaching flat knit elastic tubular articles	W3662HP-33A	3	5	5.6	BS,CS	1.0 - 4.4	0.8 - 6.0	4.5	5.4	5,000	Accessories : FT,RP Option : UT										
					6.4																	

\* If you use a 2-needle machine with a needle space of 5.6 mm or 6.4 mm, remove the middle needle from a 3-needle sewing machine.


\* The maximum machine speed varies according to the sewing conditions.

## Common specifications

Flatbed type for easy operation  
even on long goods



Cylinder bed that's most suitable  
for tubular articles



This Anti-copy (-counterfeit) Sticker certifies that the sewing machine is a genuine product of PEGASUS SEWING MACHINE MFG. CO., LTD. If you look at this sticker through an exclusive "viewer," an original PEGASUS hidden image will appear.



PEGASUS SEWING MACHINE MFG. CO., LTD.

5-7-2 Sagisu Fukushima-ku, Osaka 553-0002 Japan  
TEL : +81-6-6458-4739 / FAX : +81-6-6454-8785  
URL : <http://www.pegasus.co.jp>

### W3500P specifications

No. of needles : 2 - 4 needles  
No. of threads : 3 - 6 threads  
Needle space : 2-needles (3.2mm、4.0mm、  
4.8mm、5.6mm)  
3-needles (5.6mm、6.4mm)  
4-needles (6.0mm)  
Main feed dog's movement amount : 1.2~4.4 mm<sup>※</sup>  
Differential feed ratio : 1 : 0.5~1 : 1.5<sup>※</sup>  
Presser foot lift : 6.3 mm<sup>※</sup>  
Maximum speed : 6,000 sti/min<sup>※</sup>  
Stitch length adjustment : Push-button  
Differential feed ratio adjustment :  
Lever that can be adjusted intermittently during sewing  
Applications : Binding tape, Covering,  
Attachig elastic lace, Hemming, etc

<sup>※</sup>Details differ according to subclasses and sewing conditions.

### W3600P specifications

No. of needles : 2 - 3 needles  
No. of threads : 3 - 5 threads  
Needle space : 2-needles (3.2mm、4.0mm、  
4.8mm)  
3-needles (5.6mm、6.4mm)  
Main feed dog's movement amount : 1.0~4.4 mm  
Diff. feed dog's movement amount : 0.8~6.0 mm<sup>※</sup>  
Presser foot lift : 5.3 mm<sup>※</sup>  
Maximum speed : 6,000 sti/min<sup>※</sup>  
Stitch length adjustment : Push-button  
Differential feed ratio adjustment :  
Lever that can be adjusted intermittently during sewing  
Applications : Binding tape, Covering,  
Attachig elastic lace, Hemming, etc

<sup>※</sup>Details differ according to subclasses and sewing conditions.



# W3500P SERIES



2,3 or 4-needle,flatbed,interlock stitch machine

# W3600P SERIES



2 or 3-needle,cylinderbed,interlock stitch machine

